

ABC COMPANY
Roof Area 1



Chimney (typical)



Chimney (typical)



Roof Area 1 facing West



Chimney Masonry Failing
(typical)

ABC COMPANY

Roof Area 1



**Chimney Masonry Failing
(typical)**



**Vent Cracking
at roof to base transition**




**Copper seams failing
(typical)**



**Vent Cracking
at roof to base transition**

ABC COMPANY


Roof Area 2



Roof Area 2 Facing South



Roof Area 2 Facing South



Roof 2 Missing Shingles
(typical)



Roof Area 2 Facing North

ABC COMPANY

Roof Area 3 and 4




Roof Area 3



Roof Area 3



**Flashing Failing in
Wedge Corner**



Missing Cap on Vent